

# Casey the Caterpillar

Casey the Caterpillar is a handwriting programme that we use in our Junior Rooms at Toko School.
















The programme is based on a story about Casey the Caterpillar who hatches out of an egg and meets lots of different things or shapes in her journey to become a butterfly. From Casey and the things and shapes she meets on her journey, the children learn a memorable, visual code that supports the correct formation and direction of letters.

**We focus on the formation of lowercase letters because these are the letters we use most often and because they are the trickiest to form correctly.**

We make connections between letters that start with the same shape.. For example c, o, a, d, g and q all start with a c shape that we call Casey's open mouth. We can group h, n and m together because these letters all have a tunnel shape in them. And j, y and g all have a possum tail shape that hangs below the line. We talk about tall sticks and short sticks and how when we write them they always have to go "down to the branch" which is how we remind ourselves to always start at the top of the line or the middle of a line when we write a letter.

We think Casey the Caterpillar is a fun programme that helps us learn.

## Letter—Shapes New Zealand

	open mouth		tall stick		short stick
	hanging stick		tunnel leaf		gate - close it
	twig		feeler		possum tail
	grasshopper legs		twirly vine		small sloping sticks
	half tunnel		snake shape		ladybug spot

## Letters

a open mouth short stick

c open mouth

e twig, open mouth

g open mouth, possum tail

i short stick, spot

k (k) tall stick, grasshopper legs or twirly vine

m short stick, tunnel, tunnel

o wide open mouth

q open mouth, hanging stick, sloping stick

s Sammy snake

u gumnut cup, short stick

w sloping stick, sloping stick, sloping stick, sloping stick

y gumnut cup, possum tail

b tall stick, gate - close it

d open mouth, tall stick

f feeler, twig

h tall stick, tunnel

j possum tail, spot

l tall stick,

n short stick, tunnel

p hanging stick, gate—close it

r short stick, half tunnel

t short stick, twig

v sloping stick, sloping stick

x sloping sticks, sloping sticks, crossed

z twig, sloping stick, twig

# Level 1 Letter—Shapes

open mouth



tall stick



short stick



hanging sticks



tunnel leaf




gate - close it



feeler



possum tail



# Level 1 Letter—Shapes

gumnut cup



twig



wide open mouth



Sammy the snake



grasshopper leg



twirly vine



ladybug spot



sloping sticks



# Level 1 Letter—Basic Shapes Starts

c - open mouth

c



i - short stick, spot

i



l - tall stick,

l



j - possum tail

j



t - tall stick, twig

t



f - feeler, twig

f



.



.



## Level 1 Letters—Open Mouth Starts

a - open mouth, short stick

.a



d - open mouth, tall stick

.d



g - open mouth, possum tail

.g



q - open mouth, hanging stick, sloping stick

.q



o - open mouth, open it wider

.o



s - Sammy snake

.s



e - twig, open mouth

.e



.



# Level 1 Letters— Sticks Starts

n - short stick, tunnel leaf

n



m - short stick, tunnel leaf, tunnel leaf

m



h - tall stick, tunnel leaf

h



k - tall stick, grasshopper legs

k



k - tall stick, twirly vine

k



r - short stick, tunnel (stop part of a tunnel)

r



b - tall stick, gate—close it

b



.



# Level 1 Letters—Sticks, Sloping Sticks and Gumnut Cups Starts

p - hanging stick, gate—close it

p



v - sloping stick, sloping stick

v



w - sloping stick, sloping stick, sloping stick, sloping stick,

w



x - sloping stick, sloping stick, crossed

x



z - twig sloping stick, twig

z



u - gumnut cup, short stick

u



y - gumnut cup, possum tail

y



.

