



Toko School

Quality learning for all in a caring community

GUIDELINES FOR CALF AND LAMB DAY.

The intention of these guidelines is to help the children with their preparation for Calf and lamb Day. It has been put together by judges, the PTA and staff. Presentation of the child competing can be taken in consideration. Take pride in your appearance. We hope that this year Calf and Lamb day is a success for all those involved.

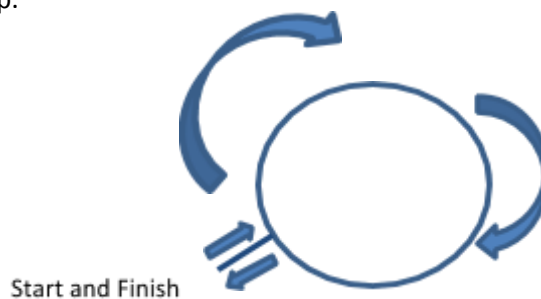
Lamb Events

- **Leading**

- When leading, the lamb is to walk beside the competitor. Do not hit the lamb in any way.

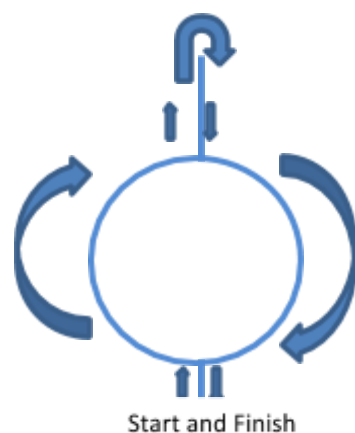
Pre-school

Competitors lead their lamb around in a circle. All competitors receive a certificate. There is no 1st, 2nd or 3rd placings for this age group.



Junior and Intermediate

Starting at the start/finish line competitors must lead their lamb up along one half of the circle then walk in a straight line to the fence standard. Walk around the fence standard, and then walk back down in a straight line. Then walk the other half of the circle to the start/finish mark.



Senior

Starting at the start line competitors must lead their lamb up along the marked grass outline, shaped like a zigzag. Once they get to the end of the zigzag they need to lead their lamb back to the start/finish line.



- **Calling**

- Lambs should preferably have a clipped on lead for easy removal.
- There is no lamb calling event for pre-schoolers.

Junior, Intermediate and Senior

Competitors must leave their lamb with one of the stewards in the special enclosed area and walk to the opposite end. Once the lamb is released the competitor needs to call the lamb back to them. Remember to use a nice strong voice so the lamb can hear you.

Calf Events

- **Leading**

- Leading with the right hand preferable. End of the lead should be tucked up nicely in left hand i.e. no lead hanging down.
- The competitor should be at the level of the calf's ear – not in front. Do not hit the calf in any way.
- There is no pre-school section for the calves.

Junior

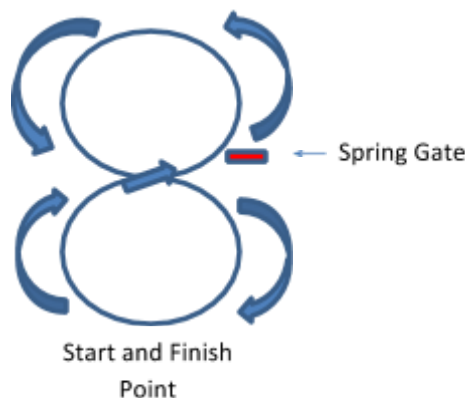
Starting at the start/finish mark the competitor must lead their calf anti-clockwise around the figure eight marked out. When the competitor gets near the spring gate they must lead their calf through the open spring gate to start/finish mark. Note the gate will already be open and it does not have to be opened or shut.

Intermediate

Starting at the start/finish mark the competitor must lead their calf anti-clockwise around the figure eight marked out. When the competitor gets near the spring gate they must stop and open the spring gate, lead their calf through the open spring gate to start/finish mark. Note the gate does not have to be shut afterwards.

Senior

Starting at the start/finish mark the competitor must lead their calf anti-clockwise around the figure eight marked out. When the competitor gets near the spring gate they must stop and open the spring gate, lead their calf through the open spring gate, turn and shut the spring gate. Lead their calf to the start/finish mark. Note the gate must be opened and shut.



- **Rearing & Grooming**

The judge will look at the overall presentation of the calf, which includes:

- Loose hairs on the calf.
- Cleanliness of the calf (includes ears).
- Signs of lice – children will need parental input in the prevention of lice and the feeding regime.